SARMODI

Racorería Anillo DIN 2353

Instrucciones de Montaje

1) CALIDAD DEL TUBO.

Será tubo para circuitos hidráulicos y neumáticos de acero de alta calidad, estirado en frío y sin soldadura, según NF A 49330 ó DIN 2391/1, calidad ST 35 y recocido brillante NBK

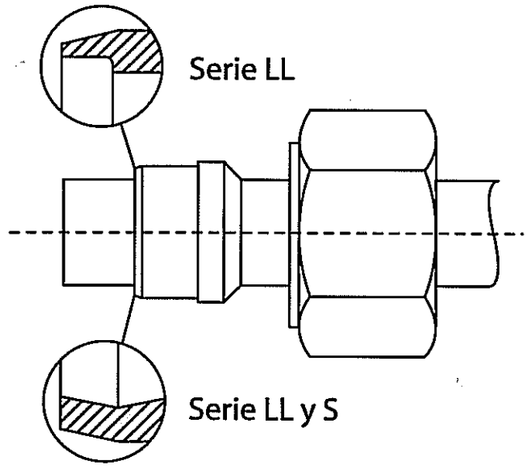

2) PREPARACIÓN DE LAS EXTREMIDADES DEL TUBO.

A.- Cortar el tubo a escuadra para obtener un perfecto asiento de éste con el fondo del cono.

B.- Quitar todas las rebabas para que el tubo se ajuste bien al fondo del racor, y para evitar que las mismas puedan pasar al circuito.

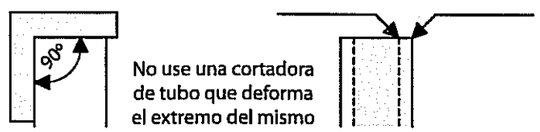

3) MONTAJE DEL CONJUNTO.

Introducir en el tubo primero la tuerca y después el anillo con su arista viva dirigida hacia el extremo del tubo.

4) PRE-MONTAJE MANUAL POR MEDIO DE CASQUILLO

A.- Con el tubo perfectamente apoyado,

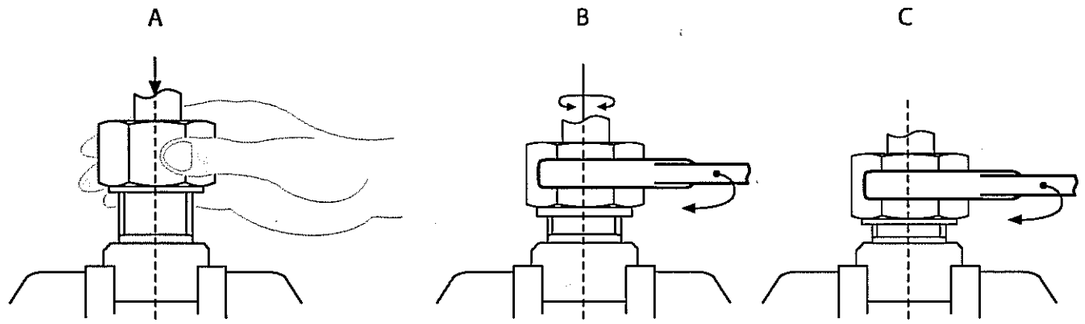

atornillar la tuerca manualmente sobre el casquillo de pre-montaje hasta su bocaje.

B.- Continuar el apriete de la tuerca con una llave hasta que el tubo deje de girar.

C.- Fijar la posición de la tuerca y terminar el apriete como sigue:

- 3/4 de vuelta más para la serie LL
- 3/4 de vuelta más para Ø6 hasta Ø15 de las series L y S.
- 1 1/4 de vuelta más para otros Ø de las series L y S.

IMPORTANTE: Para el montaje de tubos de pared fina o de plástico utilizar mandril.

5) CONTROL VISUAL DEL CONJUNTO DESPUÉS DE EXTRAER EL UTILLAJE

En todo pre-montaje, no importa cual sea la serie, se ha de constatar que el labio anterior (no cortante) del anillo se apoye sobre el material levantado por la incisión).

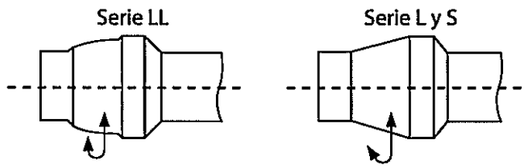

6) MONTAJE SOBRE EL RACOR

Después del pre-montaje descrito en el apartado 4, y una vez conseguida la inmobilización de la tuerca sobre el racor, el apriete definitivo se consigue girando:

- 1/4 de vuelta para la serie LL.
- 1/2 de vuelta para las series L y S.

En el caso de hacer el montaje directo sobre el racor, se actuará como en el apartado 4A y 4B, logrando el apriete definitivo girando:

- 1 vuelta para la serie LL.
- 1 1/4 de vuelta para Ø6 hasta Ø15 de las series L y S.
- 1 3/4 de vuelta para los otros Ø de las mismas series.

Catálogo Racorería Anillo DIN 2353

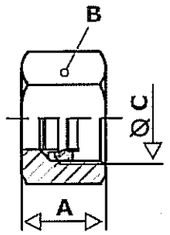

Tuerca funcional de apriete
Pag. 8Tuerca funcional de apriete
Pag. 10

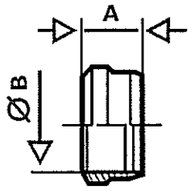

Anillo de corte D

Tuerca DPR Anillo Progresivo - D Anillo de Corte
Pag. 11

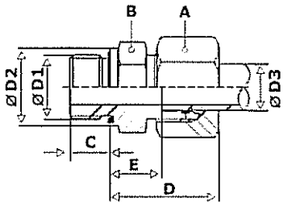

Unión Simple Macho BSP
Pags. 12 - 13

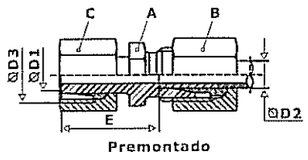

Reducción Tubo - Tubo
Tuerca Loca
Pag. 14 - 15

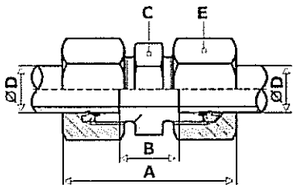

Unión Recta
Pag. 16

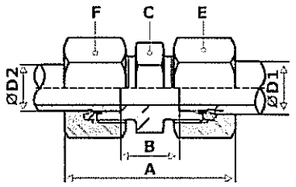

Unión Recta Reducción
Tubo - Tubo
Pag. 17

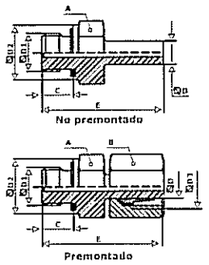

Racor Simple Macho Orientable
Pag. 18

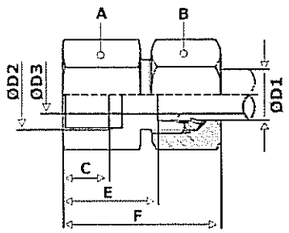

Racor Hembra GAI R /
Tubo Rosca Hembra BSP
Pag. 19

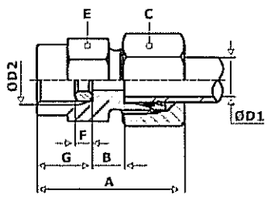

Conexión para Manómetro
Pag. 20

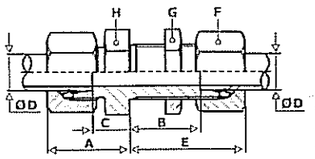

SV Unión Recta Pasatabiques
Tubo - Tubo
Pag. 21

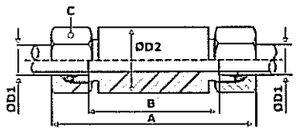

Racor Recto Pasatabiques
Soldable
Pag. 22

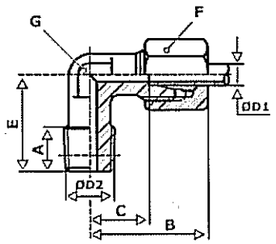

Codo Macho We - R - KEG
Pag. 23

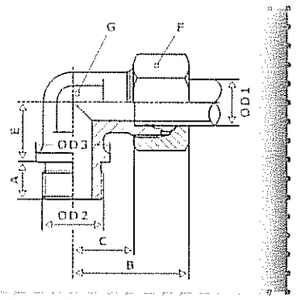

Codo Macho WE - R
Pág. 22

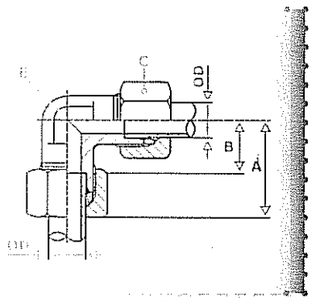

W Codo de Unión Tubo - Tubo
Pag. 23

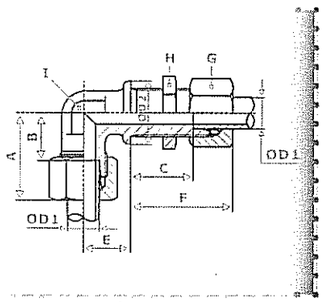

Codo de Unión Pasatabiques WSV
Pág. 24

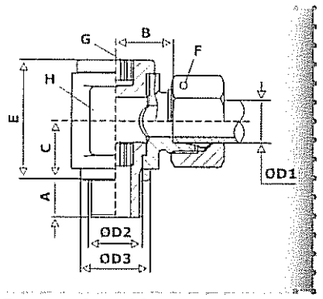

Racor Orientable BSP
Pág. 25

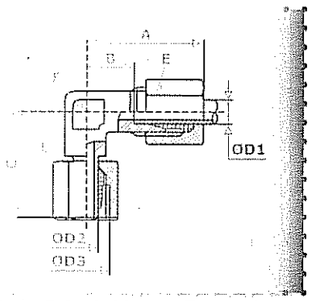

Codo Orientable con Tuerca Loca
Pág. 26

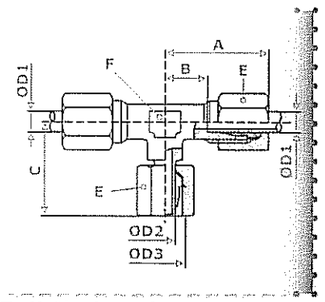

Te Unión Central con Tuerca Loca
Pág. 27

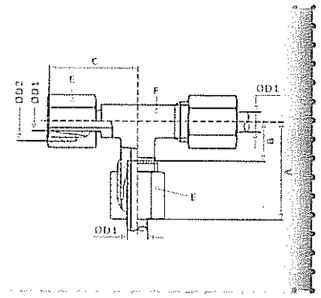

Unión Te Lateral con Tuerca Loca
Pág. 28

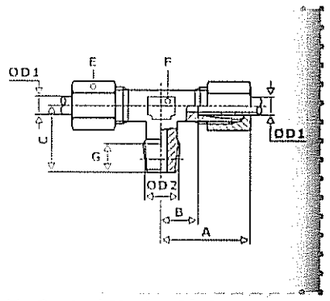

Te Central Macho Cónico
Pág. 29

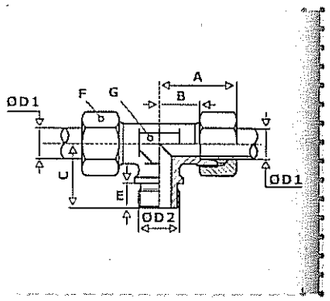

Te Central Macho Cilíndrico
Pág. 30

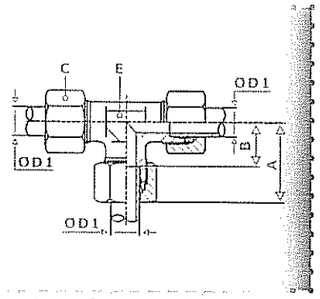

Te de Unión Igual - 3 Tubos
Pág. 31

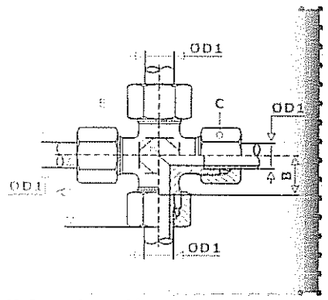

K Cruz de Unión Igual - 4 Tubos
Pág. 32

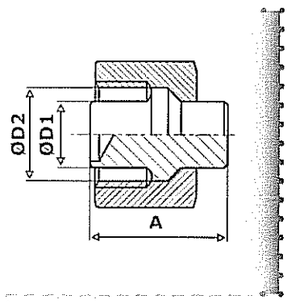

Tapón de cierre para racor
Pág. 33

Catálogo Racoreria Anillo DIN 2353

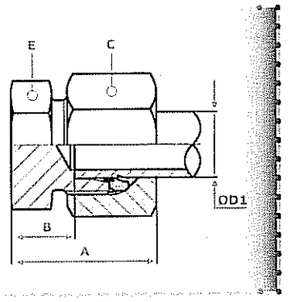

Tapones para Tubo
Pág. 34

Serie L ⟹ LIGERA Es la que solemos utilitar presión media.

SERIE LL → ULTRALIGERA : trabajar a presión baja
SERIE S → PESADA : trabajos presión alta.

Tuerca

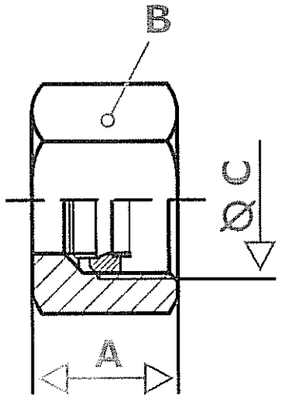

	REFERENCIA	Ø Tubo d1	Ø C	A	B	PN	Serie
	m-4 LL	4	8 x 1	11	10	100	LL
	m-5 LL	5	10 x 1	11,5	12		
	m-6 LL	6	10 x 1	11,5	12		
	m-8 LL	8	12 x 1	12	14		
	m-10 LL	10	14 x 1	12,5	17		
	m-12 LL	12	16 x 1	13	19		
•	m-6 L	6	12 x 1,5	14,5	14	315	L
•	m-8 L	8	14 x 1,5	14,5	17		
•	m-10 L	10	16 x 1,5	15,5	19		
•	m-12 L	12	18 x 1,5	15,5	22		
•	m-15 L	15	22 x 1,5	17	27		
•	m-18 L	18	26 x 1,5	18	32		
•	m-22 L	22	30 x 2	20	36	160	
•	m-28 L	28	36 x 2	21	41		
•	m-35 L	35	45 x 2	24	50		
•	m-42 L	42	52 x 2	24	60		
•	m-6 S	6	14 x 1,5	16,5	17	630	S
•	m-8 S	8	16 x 1,5	16,5	19		
•	m-10 S	10	18 x 1,5	17,5	22		
•	m-12 S	12	20 x 1,5	17,5	24		
•	m-14 S	14	22 x 1,5	20,5	27		
•	m-16 S	16	24 x 1,5	20,5	30	400	
•	m-20 S	20	30 x 2	24	36		
•	m-25 S	25	36 x 2	27	46		
•	m-30 S	30	42 x 2	29	50		
•	m-38 S	38	52 x 2	32,5	60	315	

Las referencias marcadas con • están en stock

Anillo de Corte

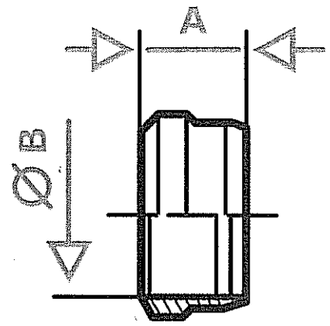

Anillo de corte D

	REFERENCIA	Ø Tubo d1	Ø B	A	PN	Serie
	d-4LL	4	4	16	100	LL
	d-5 LL	5	5	17		
	d-6 LL	6	6	17		
	d-8 LL	8	8	17		
	d-10 LL	10	10	17		
	d-12 LL	12	12	17,5		
•	d-15 L	15	15	10	315	L
•	d-18 L	18	18	10,5		
•	d-22 L	22	22	11	160	
•	d-28 L	28	28	11		
•	d-35 L	35	35	13,5		
•	d-42 L	42	42	13,5		
•	d-6 S	6	6	19,5	630	S
•	d-8 S	8	8	19,5		
•	d-10 S	10	10	10		
•	d-12 S	12	12	10		
•	d-14 S	14	14	10		
•	d-16 S	16	16	10,5		
•	d-20 S	20	20	13	400	
•	d-25 S	25	25	13		
•	d-30 S	30	30	13,5		
•	d-38 S	38	38	13,5	315	

Serie LL : ultraligero
Serie L : ligero ← (UTILIZAMOS ESTA)

Las referencias marcadas con • están en stock

Unión Recta Tubo / Macho BSP

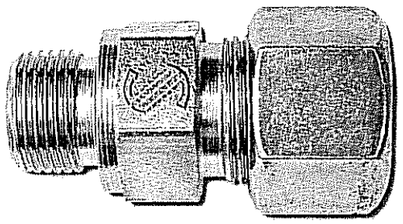

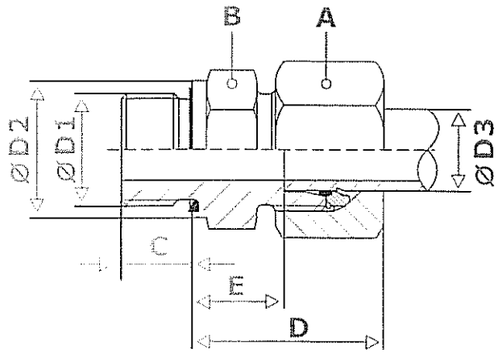

	REFERENCIA	Ø D1	Ø D2	Ø D3	A	B	C	D	E	Serie
	GE-6 LR	1/8"	14	6	14	14	8	23	18.5	
	GE-6 LR 1/4"	1/4"	18	6	14	19	12	25	10	
	GE-6 LR 3/8"	3/8"	22	6	14	22	12	26	11,5	
	GE-6 LR 1/2"	1/2"	26	6	14	27	14	27	12	
	GE-8 LR	1/4"	18	8	17	19	12	25	10	
	GE-8 LR 1/8"	1/8"	14	8	17	14	8	24	18,5	
	GE-8 LR 3/8"	3/8"	22	8	17	22	12	26	11.5	
	GE-8 LR 1/2"	1/2"	26	8	17	27	14	27	12	
•	GE-10 LR	1/4"	18	10	19	19	12	26	11	
	GE-10 LR 1/8"	1/8"	14	10	19	17	8	26	11	
•	GE-10 LR 3/8"	3/8"	22	10	19	22	12	27	12,5	
•	GE-10 LR 1/2"	1/2"	26	10	19	27	14	28	13	
•	GE-12 LR	3/8"	22	12	22	22	12	27	12,5	
•	GE-12 LR 1/4"	1/4"	18	12	22	19	12	27	12	
•	GE-12 LR 1/2"	1/2"	26	12	22	27	14	28	13	
	GE-12 LR 3/4"	3/4"	32	12	22	32	16	29	14	L
•	GE-15 LR	1/2"	26	15	27	27	14	29	14	
•	GE-15 LR 3/8"	3/8"	22	15	27	24	12	29	13,5	
	GE-15 LR 3/4"	3/4"	32	15	27	32	16	30	15	
•	GE-18 LR	1/2"	26	18	32	27	14	31	14,5	
•	GE-18 LR 3/8"	3/8"	22	18	32	27	12	29	14	
•	GE-18 LR 3/4"	3/4"	32	18	32	32	16	30	14,5	
•	GE-22 LR	3/4"	32	22	36	32	16	33	16,5	
•	GE-22 LR 1/2"	1/2"	26	22	36	32	14	33	16,5	
	GE-22 LR 1"	1"	39	22	36	41	18	34	17,5	
•	GE-28 LR	1"	39	28	41	41	18	34	17,5	
•	GE-28 LR 3/4"	3/4"	32	28	41	41	16	34	17,5	
•	GE-35 LR	1" 1/4	49	35	50	50	20	39	17,5	
•	GE-35 LR 1"	1"	39	35	50	46	18	39	17,5	
•	GE-42 LR	1" 1/2	55	42	60	55	22	42	19	

Las referencias marcadas con • están en stock

Unión Recta Tubo / Macho BSP

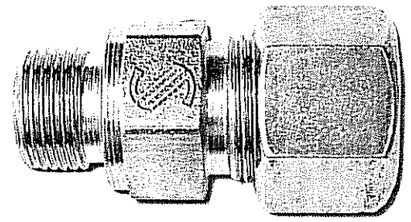

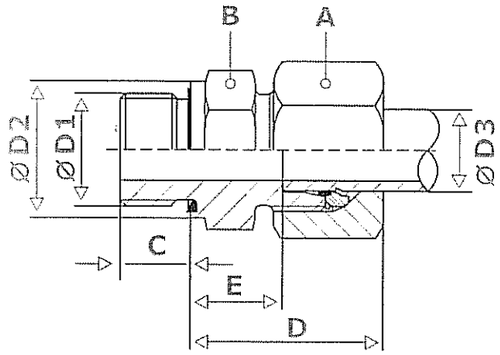

	REFERENCIA	Ø D1	Ø D2	Ø D3	A	B	C	D	E	Serie
	GE-6 SR	1/4"	18	6	17	19	12	28	13	
	GE-6 SR 1/2"	1/2"	26	6	17	27	14	33	18	
	GE-8 SR	1/4"	18	8	19	19	12	30	15	
	GE-8 SR 3/8"	3/8"	22	8	19	22	12	30	15,5	
•	GE-10 SR	3/8"	22	10	22	22	12	31	15	
	GE-10 SR 1/4"	1/4"	18	10	22	19	12	31	14,5	
•	GE-10 SR 1/2"	1/2"	26	10	22	27	14	34	17,5	
•	GE-12 SR	3/8"	22	12	24	22	12	33	17	
	GE-12 SR 1/4"	1/4"	18	12	24	22	12	33	16,5	
•	GE-12 SR 1/2"	1/2"	26	12	24	27	14	34	17,5	
•	GE-14 SR	1/2"	26	14	27	27	14	37	19	
•	GE-14 SR 3/8"	3/8"	22	14	27	24	12	36	18,5	S
•	GE-16 SR	1/2"	26	16	30	27	14	37	18,5	
•	GE-16 SR 3/8"	3/8"	22	16	30	27	12	36	18	
	GE-16 SR 3/4"	3/4"	32	16	30	32	16	39	20,5	
•	GE-20 SR	3/4"	32	20	36	32	16	42	20,5	
•	GE-20 SR 1/2"	1/2"	26	20	36	32	14	42	20,5	
•	GE-25 SR	1"	39	25	46	41	18	47	23	
•	GE-25 SR 3/4"	3/4"	32	25	46	41	16	47	23	
•	GE-30 SR	1" 1/4	49	30	50	50	20	50	23,5	
•	GE-30 SR 1"	1"	39	30	50	46	18	50	23,5	
•	GE-38 SR	1" 1/2	55	38	60	55	22	57	26	
•	GE-38 SR 1" 1/4	1" 1/4	49	38	60	55	20	57	26	

Las referencias marcadas con • están en stock

Reducción Tubo - Tubo con Tuerca Loca

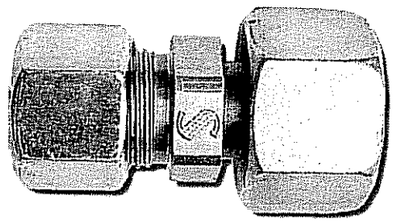

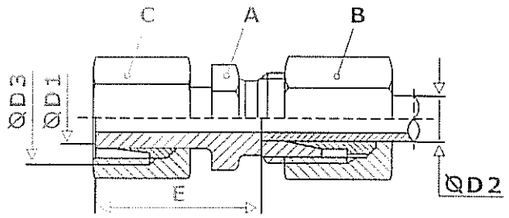

Premontado

	REFERENCIA	Ø D1	Ø D2	Ø D3	A	B	C	E	PN	Serie
•	KOR-8/ 6 L	8	6	14 x 1,5	14	14	17	29,5		
	KOR-10/ 6 L	10	6	16 x 1,5	14	14	19	29,5		
•	KOR-10/ 8 L	10	8	16 x 1,5	17	17	19	29,5		
	KOR-12/ 6 L	12	6	18 x 1,5	14	14	22	29,5		
•	KOR-12/ 8 L	12	8	18 x 1,5	17	17	22	29,5		
•	KOR-12/ 10 L	12	10	18 x 1,5	17	19	22	31		
	KOR-15/ 6 L	15	6	22 x 1,5	17	14	27	29,5		
	KOR-15/ 8 L	15	8	22 x 1,5	17	17	27	29,5	315	
•	KOR-15/ 10 L	15	10	22 x 1,5	17	19	27	31		
•	KOR-15/ 12 L	15	12	22 x 1,5	19	22	27	31		
	KOR-18/ 6 L	18	6	26 x 1,5	19	14	32	30,5		
	KOR-18/ 8 L	18	8	26 x 1,5	19	17	32	30,5		
•	KOR-18/ 10 L	18	10	26 x 1,5	19	19	32	32		
	KOR-18/ 12 L	18	12	26 x 1,5	19	22	32	32		
	KOR-18/ 15 L	18	15	26 x 1,5	24	27	32	32,5		
	KOR-22/ 6 L	22	6	30 x 2	24	14	36	33,5		
	KOR-22/ 8 L	22	8	30 x 2	24	17	36	33,5		
•	KOR-22/ 10 L	22	10	30 x 2	24	19	36	35		
	KOR-22/ 12 L	22	12	30 x 2	24	22	36	35		
•	KOR-22/ 15 L	22	15	30 x 2	24	27	36	35,5		
	KOR-22/ 18 L	22	18	30 x 2	27	32	36	35		
	KOR-28/ 6 L	28	6	36 x 2	32	14	41	34,5		
	KOR-28/ 8 L	28	8	36 x 2	32	17	41	34,5		L
	KOR-28/ 10 L	28	10	36 x 2	32	19	41	36		
•	KOR-28/ 12 L	28	12	36 x 2	32	22	41	36		
	KOR-28/ 15 L	28	15	36 x 2	32	27	41	36,5		
	KOR-28/ 18 L	28	18	36 x 2	32	32	41	36		
•	KOR-28/ 22 L	28	22	36 x 2	32	36	41	36		
	KOR-35/ 6 L	35	6	45 x 2	36	14	50	40,5		
	KOR-35/ 8 L	35	8	45 x 2	36	17	50	40,5		
	KOR-35/ 10 L	35	10	45 x 2	36	19	50	42	160	
	KOR-35/ 12 L	35	12	45 x 2	36	22	50	42		
	KOR-35/ 15 L	35	15	45 x 2	36	27	50	42,5		
	KOR-35/ 18 L	35	18	45 x 2	36	32	50	42		
•	KOR-35/ 22 L	35	22	45 x 2	36	36	50	44		
•	KOR-35/ 28 L	35	28	45 x 2	41	41	50	44		
	KOR-42/ 6 L	42	6	52 x 2	46	14	60	42,5		
	KOR-42/ 8 L	42	8	52 x 2	46	17	60	42,5		
	KOR-42/ 10 L	42	10	52 x 2	46	19	60	44		
	KOR-42/ 12 L	42	12	52 x 2	46	22	60	43		
	KOR-42/ 15 L	42	15	52 x 2	46	27	60	44,5		
	KOR-42/ 18 L	42	18	52 x 2	46	32	60	44		
•	KOR-42/ 22 L	42	22	52 x 2	46	36	60	46		
•	KOR-42/ 28 L	42	28	52 x 2	46	41	60	46		
•	KOR-42/ 35 L	42	35	52 x 2	46	50	60	45		

Las referencias marcadas con • están en stock

Reducción Tubo - Tubo con Tuerca Loca

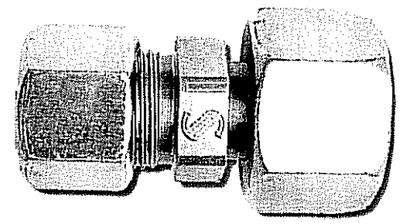

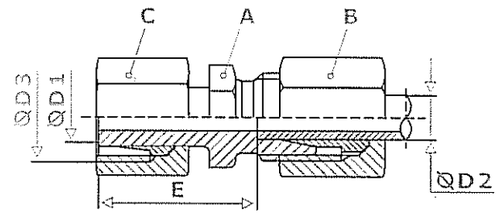

Premontado

	REFERENCIA	Ø D1	Ø D2	Ø D3	A	B	C	E	PN	Serie
•	KOR-8/ 6 S	8	6	16 x 1,5	17	17	19	31		
	KOR-10/ 6 S	10	6	18 x 1,5	17	17	22	32		
•	KOR-10/ 8 S	10	8	18 x 1,5	17	19	22	32		
	KOR-12/ 6 S	12	6	20 x 1,5	17	17	24	33		
•	KOR-12/ 8 S	12	8	20 x 1,5	17	19	24	33		
	KOR-12/ 10 S	12	10	20 x 1,5	19	22	24	32,5		
	KOR-14/ 6 S	14	6	22 x 1,5	17	17	27	37		
	KOR-14/ 8 S	14	8	22 x 1,5	17	19	27	37	630	
	KOR-14/ 10 S	14	10	22 x 1,5	19	22	27	36,5		
•	KOR-14/ 12 S	14	12	22 x 1,5	22	24	27	36,5		
	KOR-16/ 6 S	16	6	24 x 1,5	17	17	30	37		
•	KOR-16/ 8 S	16	8	24 x 1,5	17	19	30	37		
•	KOR-16/ 10 S	16	10	24 x 1,5	19	22	30	36,5		
•	KOR-16/ 12 S	16	12	24 x 1,5	22	24	30	36,5		
	KOR-16/ 14 S	16	14	24 x 1,5	24	27	30	38		
	KOR-20/ 6 S	20	6	30 x 2	22	17	36	43		
	KOR-20/ 8 S	20	8	30 x 2	22	19	36	43		
•	KOR-20/ 10 S	20	10	30 x 2	22	22	36	42,5		
•	KOR-20/ 12 S	20	12	30 x 2	22	24	36	42,5		
	KOR-20/ 14 S	20	14	30 x 2	24	27	36	44		
•	KOR-20/ 16 S	20	16	30 x 2	27	30	36	43,5		
	KOR-25/ 6 S	25	6	36 x 2	27	17	46	47		
	KOR-25/ 8 S	25	8	36 x 2	27	19	46	47		S
•	KOR-25/ 10 S	25	10	36 x 2	27	22	46	46,5		
•	KOR-25/ 12 S	25	12	36 x 2	27	24	46	46,5		
	KOR-25/ 14 S	25	14	36 x 2	27	27	46	48	400	
•	KOR-25/ 16 S	25	16	36 x 2	27	30	46	47,5		
•	KOR-25/ 20 S	25	20	36 x 2	32	36	46	47,5		
	KOR-30/ 6 S	30	6	42 x 2	32	17	50	49		
	KOR-30/ 8 S	30	8	42 x 2	32	19	50	49		
	KOR-30/ 10 S	30	10	42 x 2	32	22	50	48,5		
•	KOR-30/ 12 S	30	12	42 x 2	32	24	50	48,5		
	KOR-30/ 14 S	30	14	42 x 2	32	27	50	50		
•	KOR-30/ 16 S	30	16	42 x 2	32	30	50	49,5		
•	KOR-30/ 20 S	30	20	42 x 2	32	36	50	49,5		
•	KOR-30/ 25 S	30	25	42 x 2	41	46	50	50		
	KOR-38/ 6 S	38	6	52 x 2	41	17	60	56		
	KOR-38/ 8 S	38	8	52 x 2	41	19	60	56		
	KOR-38/ 10 S	38	10	52 x 2	41	22	60	55,5		
	KOR-38/ 12 S	38	12	52 x 2	41	24	60	56,5		
	KOR-38/ 14 S	38	14	52 x 2	41	27	60	57	315	
•	KOR-38/ 16 S	38	16	52 x 2	41	30	60	56,5		
	KOR-38/ 20 S	38	20	52 x 2	41	36	60	56,5		
•	KOR-38/ 25 S	38	25	52 x 2	41	46	60	57		
	KOR-38/ 30 S	38	30	52 x 2	46	50	60	57,5		

Las referencias marcadas con • están en stock

Unión Recta Tubo - Tubo

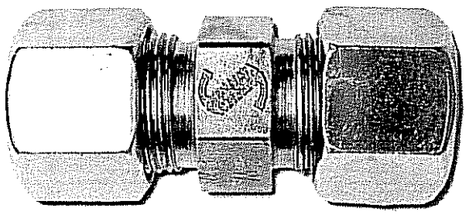

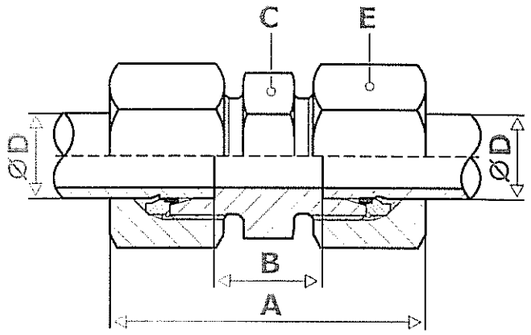

ultraligero (LL) NO

LIGERO (L)

PESADA (S) + PRESION

	REFERENCIA	Ø D	A	B	C	E	PN	Serie
	G-4 LL	4	31	12	10	9	100	LL
	G-5 LL	5	32	9	12	11		
	G-6 LL	6	32	9	12	11		
	G-8 LL	8	35	12	14	12		
	G-10 LL	10	35	12	17	14		
	G-12 LL	12	35	11	19	17		
•	G-6 L	6	39	10	14	12	315	L
•	G-8 L	8	40	11	17	14		
•	G-10 L	10	42	13	19	17		
•	G-12 L	12	43	14	22	19		
•	G-15 L	15	46	16	27	24		
•	G-18 L	18	48	16	32	27		
•	G-22 L	22	52	20	36	32		
•	G-28 L	28	54	21	41	41	160	
•	G-35 L	35	63	20	50	46		
•	G-42 L	42	66	21	60	55		
•	G-6 S	6	45	16	17	14	630	S
•	G-8 S	8	47	18	19	17		
•	G-10 S	10	49	17	22	19		
•	G-12 S	12	51	19	24	22		
•	G-14 S	14	57	22	27	24		
•	G-16 S	16	57	21	30	27	400	
•	G-20 S	20	66	23	36	32		
•	G-25 S	25	74	26	46	41		
•	G-30 S	30	80	27	50	46		
•	G-38 S	38	90	29	60	55	315	

Las referencias marcadas con • están en stock

Unión Recta Reducción Tubo - Tubo

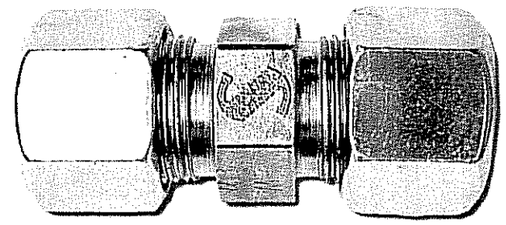

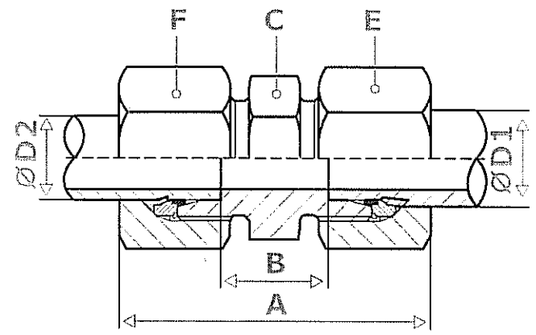

	REFERENCIA	Ø D1	Ø D2	A	B	C	E	F	PN	Serie
	G - 08/ 6 L	8	6	39,5	11	14	17	14	315	L
	G - 10/ 6 L	10	6	40,5	11,5	17	19	14		
	G - 10/ 8 L	10	8	41	11,5	17	19	17		
	G - 12/ 6 L	12	6	41	12,5	19	22	14		
	G - 12/ 8 L	12	8	41,5	12,5	19	22	17		
	G - 12/10 L	12	10	42,5	13,5	19	22	19		
	G - 15/10 L	15	10	44	14,5	24	27	19		
	G - 15/12 L	15	12	44,5	14,5	24	27	22		
	G - 18/10 L	18	10	45	15	27	32	19		
	G - 18/12 L	18	12	45,5	15	27	32	22		
	G - 18/15 L	18	15	47	16,5	27	32	27		
	G - 22/12 L	22	12	47,5	17	32	36	22	160	
	G - 22/15 L	22	15	49	18,5	32	36	27		
	G - 22/18 L	22	18	50	18	32	36	32		
	G - 28/18 L	28	18	51	19	41	41	32		
	G - 28/22 L	28	22	53	21	41	41	36		
	G - 35/22 L	35	22	57,5	21	46	50	36		
	G - 35/28 L	35	28	58,5	21	46	50	41		
	G - 08/ 6 S	8	6	46	18	17	19	17	630	S
	G - 10/ 6 S	10	6	47	17,5	19	22	17		
	G - 10/ 8 S	10	8	48	17,5	19	22	19		
	G - 12/ 6 S	12	6	48	18,5	22	24	17		
	G - 12/ 8 S	12	8	49	18,5	22	24	19		
	G - 12/10 S	12	10	50	18	22	24	22		
	G - 14/10 S	14	10	53	20,5	24	27	22		
	G - 14/12 S	14	12	54	20,5	24	27	24		
•	G - 16/12 S	16	12	54	21	27	30	24	400	
	G - 16/14 S	16	14	57	22,5	27	30	27		
	G - 20/10 S	20	10	57,5	23	32	36	22		
	G - 20/12 S	20	12	58,5	23	32	36	24		
	G - 20/14 S	20	14	61,5	24	32	36	27		
•	G - 20/16 S	20	16	61,5	24	32	36	30		
	G - 25/16 S	25	16	65,5	27,5	41	46	30		
	G - 25/20 S	25	20	70	25,5	41	46	36		
	G - 30/20 S	30	20	73	28	46	50	36		
	G - 30/25 S	30	25	77	28,5	46	50	46		
	G - 38/25 S	38	25	82	30	55	60	46	315	
	G - 38/30 S	38	30	85	30,5	55	60	50		

Las referencias marcadas con • están en stock

Unión Tubo C / T. Loca - Macho BSP



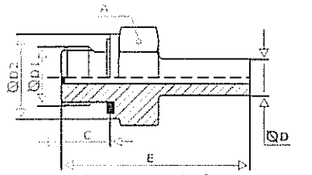

No premontado

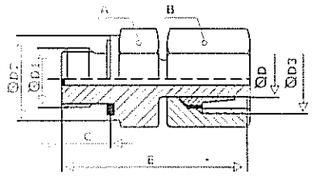

Premontado

	REFERENCIA	Ø D	Ø D1	Ø D2	Ø D3	A	B	C	E	PN	Serie
		6	1/8"	14	12 x 1,5	14	14	8	32,5	315	L
•	**MO 8/8 - 13 EL**	8	1/4"	19	14 x 1,5	19	17	12	41,5		
•	**MO 10/8 - 13 EL**	10	1/4"	19	16 x 1,5	19	19	12	39,5		
•	**MO 12/12 - 17 EL**	12	3/8"	22	18 x 1,5	22	22	12	46		
•	**MO 15/15 - 21 EL**	15	1/2"	27	22 x 1,5	27	27	14	46		
•	**MO 18/15 - 21 EL**	18	1/2"	27	26 x 1,5	27	32	14	45,5		
•	**MO 22/20 - 27 EL**	22	3/4"	32	30 x 2	32	36	16	48,5	160	
•	**MO 28/26 - 34 EL**	28	1"	40	36 x 2	41	41	18	53		
		35	1" 1/4	50	45 x 2	50	50	20	62,5		
		42	1" 1/2	55	52 x 2	55	60	22	68,5		
•	**MO 6/8 - 13 ES**	6	1/4"	19	14 x 1,5	19	17	12	39	630	S
		8	1/4"	19	16 x 1,5	19	19	12	41,5		
•	**MO 10/12 - 17 ES**	10	3/8"	22	18 x 1,5	22	22	12	44,5		
		12	3/8"	22	20 x 1,5	22	24	12	46		
•	***MO 14/15 - 21 ES**	14	1/2"	27	22 x 1,5	27	27	14	51		
•	***MO 16/15 - 21 ES**	16	1/2"	27	24 x 1,5	27	30	14	50,5	400	
•	***MO 20/20 - 27 ES**	20	3/4"	32	30 x 2	32	36	16	59		
•	***MO 25/26 - 34 ES**	25	1"	40	36 x 2	41	46	18	66		
•	***MO 30/33 - 42 ES**	30	1" 1/4	50	42 x 2	50	50	20	71		
		38	1" 1/2	55	52 x 2	55	60	22	82	315	
		12	1/4"	19	18 x 1,5	19	22	12	46	315	L
		12	1/2"	27	18 x 1,5	27	22	14	48,5		
		15	3/8"	22	22 x 1,5	22	27	12	43,5		
		12	1/2"	27	20 x 1,5	27	24	14	49,5	630	S

*** Premontados**

Las referencias marcadas con • están en stock

Unión Recta Tubo / Hembra BSP

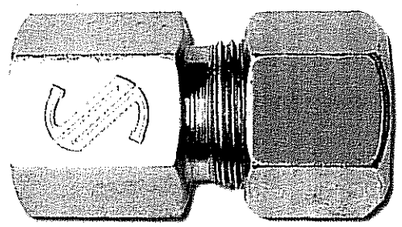

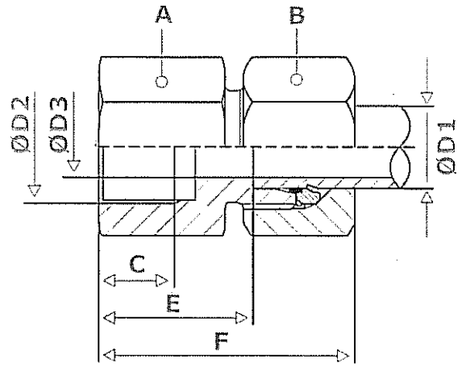

	REFERENCIA	Ø D1	Ø D2	Ø D3	A	B	C	E	F	PN (bar)	Pmax (bar)
•	GAI 6-LR	06	G1/8	4	14	14	12.0	19.0	34	315	500
•	GAI 8-LR	08	G1/4	6	19	17	17.0	24.0	39	315	500
•	GAI 10-LR	10	G1/4	8	19	19	17.0	25.0	40	315	500
•	GAI 12-LR	12	G3/8	10	24	22	17.0	26.0	41	315	400
•	GAI 15-LR	15	G1/2	12	27	27	20.0	31.0	46	315	400
•	GAI 18-LR	18	G1/2	15	27	32	20.0	30.5	47	315	400
•	GAI 22-LR	22	G3/4	19	36	36	22.0	35.5	52	160	250
•	GAI 28-LR	28	G1	24	41	41	24.5	38.0	55	160	250
•	GAI 35-LR	35	G11/4	30	55	50	26.5	41.0	63	160	250
•	GAI 42-LR	42	G11/2	36	60	60	28.5	42.5	65	160	250
•	GAI 18-LR	18	G3/8	15	27	32	17.0	26.5	43	315	400
•	GAI 6-SR	06	G1/4	4	19	17	17.0	26.0	41	400	630
•	GAI 8-SR	08	G1/4	5	19	19	17.0	26.0	41	400	630
•	GAI 10-SR	10	G3/8	7	24	22	17.0	26.5	43	400	630
•	GAI 12-SR	12	G3/8	8	24	24	17.0	26.5	43	400	630
•	GAI 12-SR	12	G1/2	8	30	24	20.0	30.5	47	400	630
•	GAI 14-SR	14	G1/2	10	30	27	20.0	32.0	50	400	630
•	GAI 16-SR	16	G1/2	12	30	30	20.0	31.5	50	400	630
•	GAI 20-SR	20	G3/4	16	36	36	22.0	34.5	56	315	400
•	GAI 25-SR	25	G1	20	41	46	24.5	37.5	62	315	400
•	GAI 30-SR	30	G11/4	25	55	50	26.5	42.0	69	315	400
•	GAI 38-SR	38	G11/2	32	60	60	28.5	43.5	74	250	315
	GAI 8-LR3/8	08	G3/8	6	24	17	17.0	25.0	40	315	500
	GAI 8-LR1/2	08	G1/2	6	27	17	20.0	29.0	44	315	500
	GAI 10-LR3/8	10	G3/8	8	24	19	17.0	26.0	41	315	500
	GAI 10-LR1/2	10	G1/2	8	27	19	20.0	30.0	45	315	500
•	GAI 12-LR1/2	12	G1/2	10	27	22	20.0	30.0	45	315	400

Las referencias marcadas con • están en stock

Conexión para Manómetro

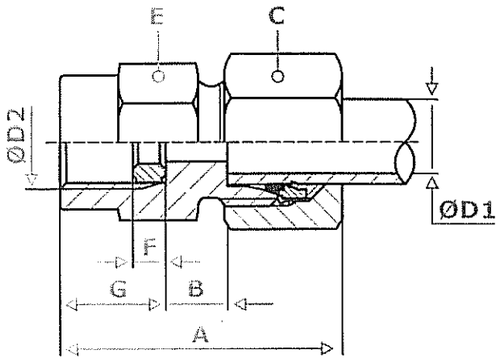

	REFERENCIA	Ø D1	Ø D2	A	B	C	E	F	G	PN	Serie
	MAV-4 LL	4	1/4"	33	8,5	10	19	4,5	14,5	100	LL
•	**MAV-6 LR**	6	1/4"	37	7,5	14	19	4,5	14,5	315	L
•	**MAV-8 LR**	8	1/4"	37	7,5	17	19	4,5	14,5		
•	**MAV-10 LR**	10	1/4"	38	8,5	19	19	4,5	14,5		
•	**MAV-12 LR**	12	1/4"	38	8,5	22	19	4,5	14,5		
•	**MAV-6 SR**	6	1/2"	46	11	17	27	5	20	630	S
•	**MAV-8 SR**	8	1/2"	46	11	19	27	5	20		
•	**MAV-10 SR**	10	1/2"	47	10,5	22	27	5	20		
•	**MAV-12 SR**	12	1/2"	47	10,5	24	27	5	20		

Las referencias marcadas con • están en stock

Unión Recta Pasatabiques - Tubo - Tubo

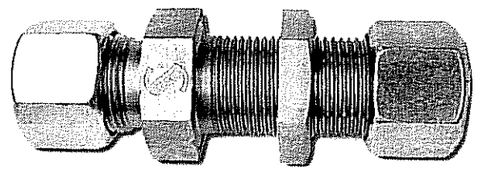

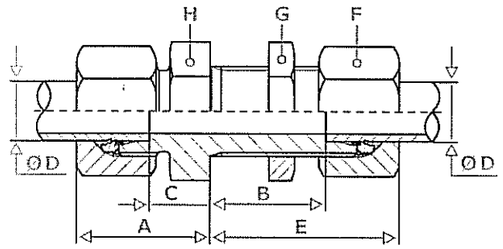

	REFERENCIA	Ø D	A	B	C	E	F	G	H	PN	Serie
•	**SV-6L**	6	22	27	17	42	14	17	17	315	L
•	**SV-8 L**	8	23	27	18	42	17	19	19		
•	**SV-10 L**	10	25	28	10	43	19	22	22		
•	**SV-12 L**	12	25	29	10	44	22	24	24		
•	**SV-15 L**	15	27	31	12	46	27	30	27		
•	**SV-18 L**	18	30	32,5	13,5	49	32	36	32		
•	**SV-22 L**	22	33	34,5	16,5	51	36	41	36	160	
•	**SV-28 L**	28	35	35,5	18,5	52	41	46	41		
•	**SV-35 L**	35	40	36,5	18,5	58	50	55	50		
•	**SV-42 L**	42	42	36	19	59	60	65	60		
•	**SV-6 S**	6	27	29	12	44	17	19	19	630	S
•	**SV-8 S**	8	28	29	13	44	19	22	22		
•	**SV-10 S**	10	31	29,5	14,5	46	22	24	24		
•	**SV-12 S**	12	31	30,5	14,5	47	24	27	27		
•	**SV-14 S**	14	35	32	17	50	27	30	30		
•	**SV-16 S**	16	35	31,5	16,5	50	30	32	32	400	
•	**SV-20 S**	20	39	33,5	17,5	55	36	41	41		
•	**SV-25 S**	25	44	35	20	59	46	46	46		
•	**SV-30 S**	30	48	37,5	21,5	64	50	50	50		
•	**SV-38 S**	38	53	37	22	68	60	65	65	315	

Las referencias marcadas con • están en stock

Racor Recto Tubo - Tubo Pasatabiques Soldable

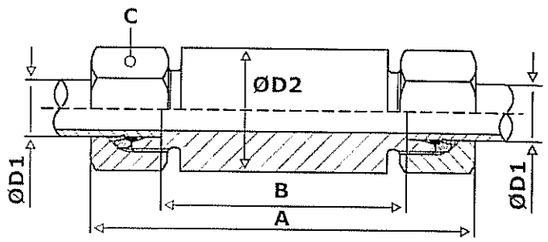

	REFERENCIAS	Ø D1	Ø D2	A	B	C	PN	Serie
	ESV-6L	6	18	85	56	14	315	L
•	ESV-8 L	8	20	85	56	17		
•	ESV-10 L	10	22	87	58	19		
	ESV-12 L	12	25	87	58	22		
•	ESV-15 L	15	28	100	70	27		
•	ESV-18 L	18	32	101	69	32		
•	ESV-22 L	22	36	105	73	36	160	
•	ESV-28 L	28	40	106	73	41		
•	ESV-35 L	35	50	114	71	50		
•	ESV-42 L	42	60	115	70	60		
•	ESV-6 S	6	20	89	60	17	630	S
•	ESV-8 S	8	22	89	60	19		
•	ESV-10 S	10	25	91	59	22		
•	ESV-12 S	12	28	91	59	24		
•	ESV-14 S	14	30	107	72	27		
•	ESV-16 S	16	35	107	71	30	400	
•	ESV-20 S	20	38	114	71	36		
•	ESV-25 S	25	45	120	72	46		
•	ESV-30 S	30	50	126	73	50		
•	ESV-38 S	38	60	133	72	60	315	

Las referencias marcadas con • están en stock

Codo 90º Tubo / Macho BSP Cónico

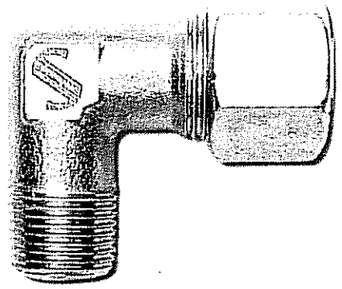

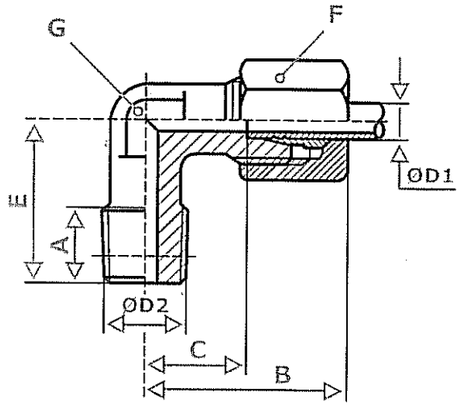

	REFERENCIA	Ø D1	Ø D2	A	B	C	E	F	G	PN	Serie
	WE-4LLRK	4	1/8"	8	21	11	17	10	9	100	LL
	WE-5 LLRK	5	1/8"	8	21	19,5	17	12	9		
•	WE-6 LLRK	6	1/8"	8	21	19,5	17	12	9		
	WE-8 LLRK	8	1/8"	8	23	11,5	20	14	12		
	WE-10 LLRK	10	1/4"	12	27	15	25	17	14		
	WE-12 LLRK	12	1/4"	12	25	13	23	19	17		
	WE-6 LRK	6	1/8"	8	27	12	20	14	12	315	L
	WE-6 LR 1/4" K	6	1/4"	12	29	14	26	14	12		
	WE-8 LRK	8	1/4"	12	29	14	26	17	12		
	WE-8 LR 1/8" K	8	1/8"	8	29	14	26	17	12		
	WE-8 LR 3/8" K	8	3/8"	12	32	17	28	17	17		
•	WE-10 LRK	10	1/4"	12	30	15	27	19	14		
•	WE-10 LR 3/8" K	10	3/8"	12	32	17	28	19	17		
•	WE-10 LR 1/2" K	10	1/2"	14	36	21	34	19	19		
•	WE-12 LRK	12	3/8"	12	32	17	28	22	17		
•	WE-12 LR 1/4" K	12	1/4"	12	32	17	28	22	17		
	WE-12 LR 1/2" K	12	1/2"	14	36	21	34	22	19		
•	WE-15 LRK	15	1/2"	14	36	21	34	27	19		
	WE-15 LR 3/8" K	15	3/8"	12	36	21	34	27	19		
•	WE-18 LRK	18	1/2"	14	40	23,5	36	32	24		
	WE-6 SRK	6	1/4"	12	31	16	26	17	12	630	S
	WE-8 SRK	8	1/4"	12	32	17	27	19	14		
•	WE-10 SRK	10	3/8"	12	34	17,5	28	22	17		
•	WE-12 SRK	12	3/8"	12	38	21,5	31	24	17		
•	WE-12 SR 1/2" K	12	1/2"	14	39	22,5	32	24	19		
•	WE-14 SRK	14	1/2"	14	40	22	32	27	19		
•	WE-16 SRK	16	1/2"	14	43	24,5	32	30	24	400	
•	WE-16 SR 3/8" K	16	3/8"	12	43	24,5	32	30	24		
	WE-20 SR 1/2" K	20	1/2"	14	48	26,5	42	36	27		

Las referencias marcadas con • están en stock

Codo 90º Tubo / Macho BSP Cilíndrico

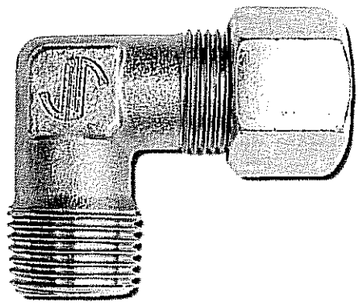

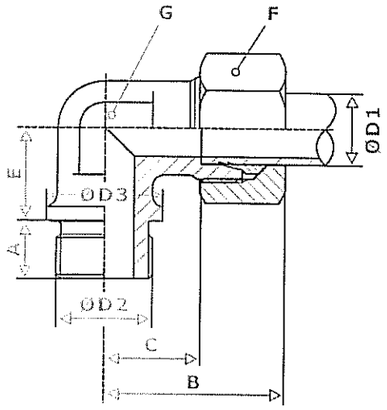

	REFERENCIA	Ø D1	Ø D2	Ø D3	A	B	C	E	F	G	PN PE	Serie
•	**WE-22LR**	22	3/4"	32	16	44	27,5	26	36	27	PN 160	L
•	**WE-28 LR**	28	1" 1/4"	39	18	47	30,5	30	41	36		
•	**WE-35 LR**	35	1" 1/4	49	20	56	34,5	34	50	41		
•	**WE-42 LR**	42	1" 1/2	55	22	63	40	39	60	50		
•	**WE-20 SR**	20	3/4"	32	16	48	26,5	26	36	27	PE 160	S
•	**WE-25 SR**	25	1" 1/4	39	18	54	31	30	46	36		
•	**WE-30 SR**	30	1" 1/4	49	20	62	35,5	34	50	41	PE 250	
•	**WE-38 SR**	38	1" 1/2	55	22	72	41	39	60	50		

Las referencias marcadas con • están en stock

Codo 90º Tubo - Tubo

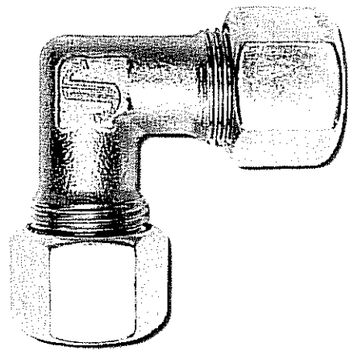

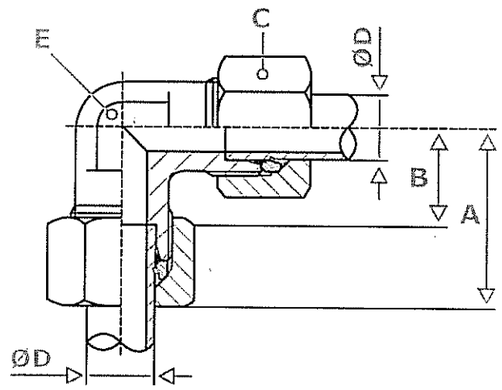

	REFERENCIA	Ø D	A	B	C	E	PN	Serie
Ultraligero	**W-4 LL**	4	21	11	10	9	100	LL
	W-5 LL	5	21	19,5	12	9		
	W-6 LL	6	21	19,5	12	9		
	W-8 LL	8	23	11,5	14	12		
	W-10 LL	10	27	15	17	14		
	W-12 LL	12	25	13	19	17		
•	**W-6 L**	6	27	12	14	12	315	L
•	**W-8 L**	8	29	14	17	12		
•	**W-10 L**	10	30	15	19	14		
•	**W-12 L**	12	32	17	22	17		
•	**W-15 L**	15	36	21	27	19		
•	**W-18 L**	18	40	23,5	32	24		
•	**W-22 L**	22	44	27,5	36	27	160	
•	**W-28 L**	28	47	30,5	41	36		
•	**W-35 L**	35	56	34,5	50	41		
•	**W-42 L**	42	63	40	60	50		
•	**W-6 S**	6	31	16	17	12	630	S
•	**W-8 S**	8	32	17	19	14		
•	**W-10 S**	10	34	17,5	22	17		
•	**W-12 S**	12	38	21,5	24	17		
•	**W-14 S**	14	40	22	27	19		
•	**W-16 S**	16	43	24,5	30	24	400	
•	**W-20 S**	20	48	26,5	36	27		
•	**W-25 S**	25	54	30	46	36		
•	**W-30 S**	30	62	35,5	50	41		
•	**W-38 S**	38	72	41	60	50	315	

Las referencias marcadas con • están en stock

Codo 90º Tubo - Tubo Pasatabiques

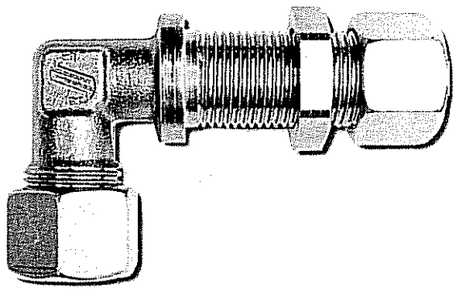

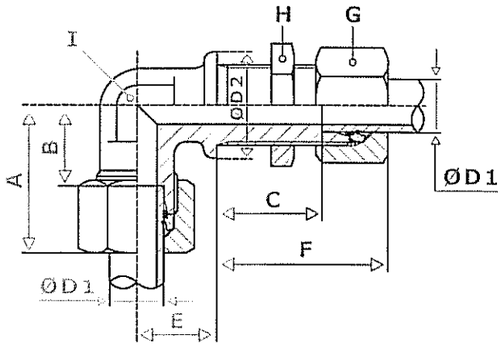

	REFERENCIA	Ø D1	Ø D2	A	B	C	E	F	G	H	I	PN	Serie
•	**WSV-6L**	6	17	27	12	27	14	42	14	17	12	315	L
•	**WSV-8 L**	8	19	29	14	27	17	42	17	19	12		
•	**WSV-10 L**	10	22	30	15	28	18	43	19	22	14		
•	**WSV-12 L**	12	24	32	17	29	20	44	22	24	17		
•	**WSV-15 L**	15	27	36	21	31	23	46	27	30	19		
•	**WSV-18 L**	18	32	40	23,5	32,5	24	49	32	36	24		
•	**WSV-22 L**	22	36	44	27,5	34,5	30	51	36	41	27	160	
•	**WSV-28 L**	28	42	47	30,5	35,5	34	52	41	46	36		
	WSV-35 L	35	50	56	34,5	36,5	39	58	50	55	41		
•	**WSV-42 L**	42	60	63	40	36	43	59	60	65	50		
	WSV-6 S	6	19	31	16	29	17	44	17	19	12	630	S
	WSV-8 S	8	22	32	17	29	18	44	19	22	14		
	WSV-10 S	10	24	34	17,5	29,5	20	46	22	24	17		
	WSV-12 S	12	27	38	21,5	30,5	21	47	24	27	17		
•	**WSV-14 S**	14	27	40	22	32	23	50	27	30	19		
•	**WSV-16 S**	16	30	43	24,5	31,5	24	50	30	32	24	400	
	WSV-20 S	20	36	48	26,5	33,5	30	55	36	41	27		
•	**WSV-25 S**	25	42	54	30	35	34	59	46	46	36		
•	**WSV-30 S**	30	50	62	35,5	37,5	39	64	50	50	41		
	WSV-38 S	38	60	72	41	37	43	68	60	65	50	315	

Las referencias marcadas con • están en stock

Racor Orientable BSP

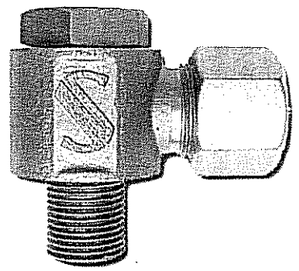

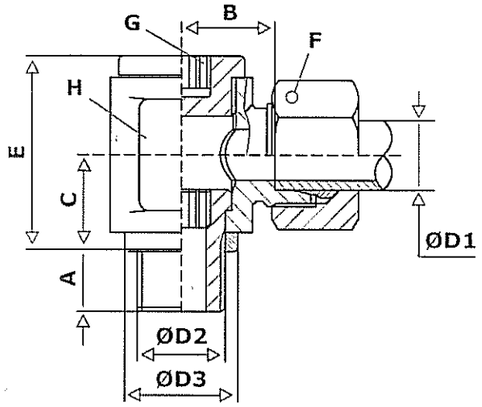

	Referencias	Ø D1	Ø D2	Ø D3	A	B	C	E	F	G	H	PE	Serie
	ASVW - 4 LLR	4	1/8"	14	6	13	10	22	10	14	18	100	LL
	ASVW - 5 LLR	5	1/8"	14	6	11,5	10	22	12	14	18		
	ASVW - 6 LLR	6	1/8"	14	6	11,5	10	22	12	14	18		
	ASVW - 8 LLR	8	1/8"	14	6	12,5	10	22	14	14	18		
	ASVW - 6 LR	6	1/8"	14	6	12	10	22	14	14	18	315	L
•	**ASVW - 8 LR**	8	1/4"	18	12	14	15,5	30,5	17	19	22		
•	**ASVW - 10 LR**	10	1/4"	18	12	15	15,5	30,5	19	19	22		
•	**ASVW - 12 LR**	12	3/8"	22	12	17,5	18	38,5	22	24	30		
•	**ASVW - 15 LR**	15	1/2"	26	14	21	20	44,5	27	27	32		
•	**ASVW - 18 LR**	18	1/2"	26	14	20,5	20	44,5	32	27	32		
•	**ASVW - 22 LR**	22	3/4"	32	16	24,5	24	53	36	32	41	160	
•	**ASVW - 28 LR**	28	1" 3/4	44	18	29,5	29	64	41	41	52		
	ASVW - 35 LR	35	1" 1/4	49	20	35,5	36	79	50	50	62		
	ASVW - 42 LR	42	1" 1/2	55	22	40	41,5	90	60	55	70		
•	**ASVW - 6 SR**	6	1/4"	18	12	16	15,5	30,5	17	19	22	400	S
	ASVW - 8 SR	8	1/4"	18	12	16	15,5	30,5	19	19	22		
	ASVW - 10 SR	10	3/8"	22	12	18	18	38,5	22	24	30		
•	**ASVW - 12 SR**	12	3/8"	22	12	18	18	38,5	24	24	30		
•	**ASVW - 14 SR**	14	1/2"	26	14	24	21	45,5	27	27	36		
•	**ASVW - 16 SR**	16	1/2"	26	14	23,5	21	45,5	30	27	36		
•	**ASVW - 20 SR**	20	3/4"	32	16	28,5	28	61	36	32	41		
•	**ASVW - 25 SR**	25	1" 3/4	39	18	31	31	68	46	41	52	250	
•	**ASVW - 30 SR**	30	1" 1/4	49	20	36,5	36,5	79	50	50	62		
	ASVW - 38 SR	38	1" 1/2	55	22	41	41,5	90	60	55	70		

Las referencias marcadas con • están en stock

Codo 90º Tubo / Tubo C con Tuerca Loca



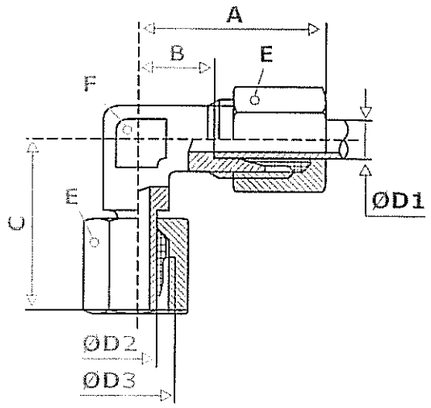

	REFERENCIA	Ø D1	Ø D2	Ø D3	A	B	C	E	F	PN	Serie
•	**evw-6L**	6	6	12 x 1,5	27	12	26	14	12	315	L
•	**evw-8 L**	8	8	14 x 1,5	29	14	27,5	17	12		
•	**evw-10 L**	10	10	16 x 1,5	30	15	29	19	14		
•	**evw-12 L**	12	12	18 x 1,5	32	17	29,5	22	17		
•	**evw-15 L**	15	15	22 x 1,5	36	21	32,5	27	19		
•	**evw-18 L**	18	18	26 x 1,5	40	23,5	35,5	32	24		
•	**evw-22 L**	22	22	30 x 2	44	27,5	38,5	36	27	160	
•	**evw-28 L**	28	28	36 x 2	47	30,5	41,5	41	36		
•	**evw-35 L**	35	35	45 x 2	56	34,5	51	50	41		
	evw-42 L	42	42	52 x 2	63	40	60	60	50		
•	**evw-6 S**	6	6	14 x 1,5	31	16	27	17	12	630	S
•	**evw-8 S**	8	8	16 x 1,5	32	17	27,5	19	14		
•	**evw-10 S**	10	10	18 x 1,5	34	17,5	30	22	17		
•	**evw-12 S**	12	12	20 x 1,5	38	21,5	31	24	17		
•	**evw-14 S**	14	14	22 x 1,5	40	22	35	27	19		
•	**evw-16 S**	16	16	24 x 1,5	43	24,5	36,5	30	24	400	
•	**evw-20 S**	20	20	30 x 2	48	26,5	44,5	36	27		
•	**evw-25 S**	25	25	36 x 2	54	30	50	46	36		
•	**evw-30 S**	30	30	42 x 2	62	35,5	55	50	41		
•	**evw-38 S**	38	38	52 x 2	72	41	64,5	60	50	315	

Las referencias marcadas con • están en stock

Te Unión Central con Tuerca Loca

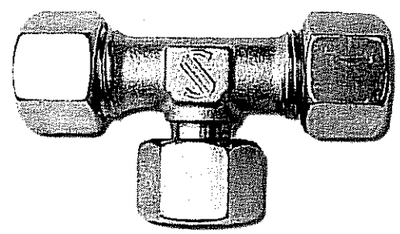

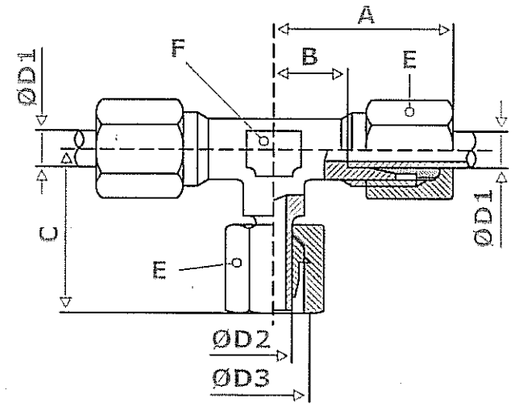

	REFERENCIAS	Ø D1	Ø D2	Ø D3	A	B	C	E	F	PN	Serie
•	evT-6L	6	6	12 x 1,5	27	12	26	14	12	315	L
•	evT-8 L	8	8	14 x 1,5	29	14	27,5	17	12		
•	evT-10 L	10	10	16 x 1,5	30	15	29	19	14		
•	evT-12 L	12	12	18 x 1,5	32	17	29,5	22	17		
•	evT-15 L	15	15	22 x 1,5	36	21	32,5	27	19		
•	evT-18 L	18	18	26 x 1,5	40	23,5	35,5	32	24		
•	evT-22 L	22	22	30 x 2	44	27,5	38,5	36	27	160	
	evT-28 L	28	28	36 x 2	47	30,5	41,5	41	36		
	evT-35 L	35	35	45 x 2	56	34,5	51	50	41		
	evT-42 L	42	42	52 x 2	63	40	60	60	50		
	evT-6 S	6	6	14 x 1,5	31	16	27	17	12	630	S
	evT-8 S	8	8	16 x 1,5	32	17	27,5	19	14		
•	evT-10 S	10	10	18 x 1,5	34	17,5	30	22	17		
	evT-12 S	12	12	20 x 1,5	38	21,5	31	24	17		
•	evT-14 S	14	14	22 x 1,5	40	22	35	27	19		
•	evT-16 S	16	16	24 x 1,5	43	24,5	36,5	30	24	400	
•	evT-20 S	20	20	30 x 2	48	26,5	44,5	36	27		
	evT-25 S	25	25	36 x 2	54	30	50	46	36		
	evT-30 S	30	30	42 x 2	62	35,5	55	50	41		
	evT-38 S	38	38	52 x 2	72	41	64,5	60	50	315	

Las referencias marcadas con • están en stock

Unión Te Lateral con Tuerca Loca



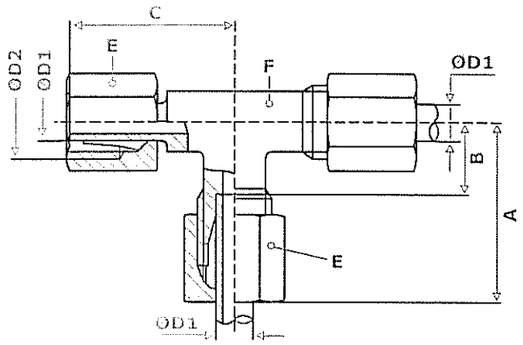

	REFERENCIA	Ø D1	Ø D2	A	B	C	E	F	PN	Serie
•	**evL-6L**	6	12 x 1,5	27	12	26	14	12	315	L
•	**evL-8 L**	8	14 x 1,5	29	14	27,5	17	12		
•	**evL-10 L**	10	16 x 1,5	30	15	29	19	14		
•	**evL- 12 L**	12	18 x 1,5	32	17	29,5	22	17		
•	**evL-15 L**	15	22 x 1,5	36	21	32,5	27	19		
	evL-18 L	18	26 x 1,5	40	23,5	35,5	32	24		
•	**evL-22 L**	22	30 x 2	44	27,5	38,5	36	27	160	
	evL-28 L	28	36 x 2	47	30,5	41,5	41	36		
	evL-35 L	35	45 x 2	56	34,5	51	50	41		
	evL-42 L	42	52 x 2	63	40	60	60	50		
	evL-6 S	6	14 x 1,5	31	16	27	17	12	630	S
•	**evL-8 S**	8	16 x 1,5	32	17	27,5	19	14		
•	**evL-10 S**	10	18 x 1,5	34	17,5	30	22	17		
•	**evL-12 S**	12	20 x 1,5	38	21,5	31	24	17		
•	**evL-14 S**	14	22 x 1,5	40	22	35	27	19		
•	**evL-16 S**	16	24 x 1,5	43	24,5	36,5	30	24	400	
•	**evL-20 S**	20	30 x 2	48	26,5	44,5	36	27		
	evL-25 S	25	36 x 2	54	30	50	46	36		
	evL-30 S	30	42 x 2	62	35,5	55	50	41		
	evL-38 S	38	52 x 2	72	41	64,5	60	50	315	

Las referencias marcadas con • están en stock

Te Central Macho Cónico

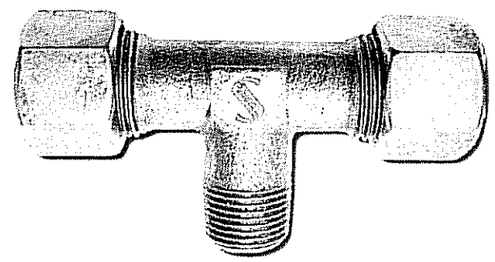

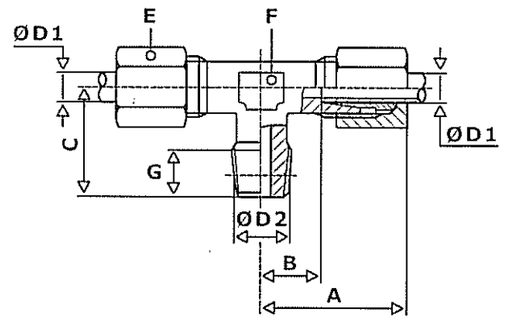

	REFERENCIA	Ø D1	Ø D2	A	B	C	E	F	G	PN	Serie
	TE-4 LLR	4	1/8"	21	11	17	10	9	8	100	LL
	TE-5 LLR	5	1/8"	21	19,5	17	12	9	8		
	TE-6 LLR	6	1/8"	21	19,5	17	12	9	8		
	TE-8 LLR	8	1/8"	23	11,5	20	14	12	8		
	TE-10 LLR	10	1/4"	27	15	25	17	14	12		
	TE-12 LLR	12	1/4"	25	13	23	19	17	12		
	TE-6 LR	6	1/8"	27	12	20	14	12	8	315	L
•	**TE-8 LR**	8	1/4"	29	14	26	17	12	12		
•	**TE-10 LR**	10	1/4"	30	15	27	19	14	12		
•	**TE-12 LR**	12	3/8"	32	17	28	22	17	12		
•	**TE-15 LR**	15	1/2"	36	21	34	27	19	14		
•	**TE-18 LR**	18	1/2"	40	23,5	36	32	24	14		
	TE-6 SR	6	1/4"	31	16	26	17	12	12	630	S
	TE-8 SR	8	1/4"	32	17	27	19	14	12		
	TE-10 SR	10	3/8"	34	17,5	28	22	17	12		
•	**TE-12 SR**	12	3/8"	38	21,5	31	24	17	12		
•	**TE-14 SR**	14	1/2"	40	22	32	27	19	14		
•	**TE-16 SR**	16	1/2"	43	24,5	32	30	24	14	400	

Las referencias marcadas con • están en stock

Te Central Macho Cilíndrico

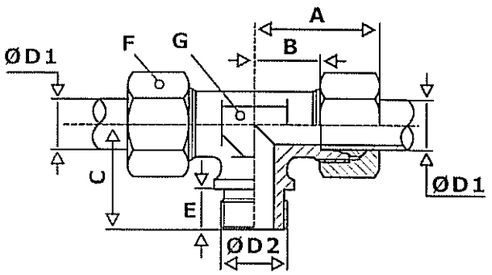

REFERENCIA	Ø D1	Ø D2	A	B	C	E	F	G	PN (bar)	Serie
TE-22 LR	22	3/4"	44	27.5	42	16	36	27	160	L
TE-28 LR	28	1"1/4	47	30.5	48	18	41	36		
TE-35 LR	35	1"1/4	56	34.5	54	20	50	41		
TE-42 LR	42	1"1/2	63	40	61	22	60	50		
TE-20 SR	20	3/4"	48	26.5	42	16	36	27	400	S
TE-25 SR	25	1"1/4	54	30	48	18	46	36	250	
TE-30 SR	30	1"1/4	62	35.5	54	20	50	41	160	
TE-38 SR	38	1"1/2	72	41	61	22	60	50	160	

Las referencias marcadas con ● están en stock

Te de Unión Igual - 3 Tubos

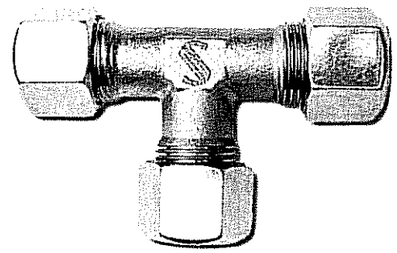

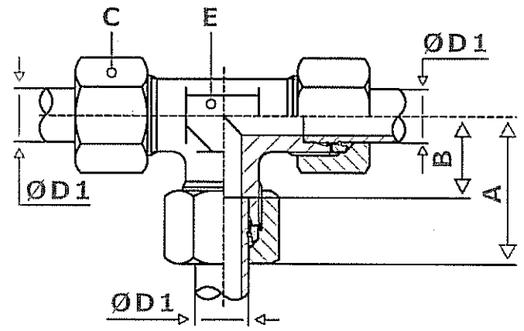

	REFERENCIA	Ø D1	A	B	C	E	PN	Serie
	T-4LL	4	21	11	10	9	100	LL
	T-5 LL	5	21	19,5	12	9		
	T-6 LL	6	21	19,5	12	9		
	T-8 LL	8	23	11,5	14	12		
	T-10 LL	10	27	15	17	14		
	T-12 LL	12	25	13	19	17		
•	T-6 L	6	27	12	14	12	315	L
•	T-8 L	8	29	14	17	12		
•	T-10 L	10	30	15	19	14		
•	T-12 L	12	32	17	22	17		
•	T-15 L	15	36	21	27	19		
•	T-18 L	18	40	23,5	32	24		
•	T-22 L	22	44	27,5	36	27	160	
•	T-28 L	28	47	30,5	41	36		
•	T-35 L	35	56	34,5	50	41		
•	T-42 L	42	63	40	60	50		
•	T-6 S	6	31	16	17	12	630	S
•	T-8 S	8	32	17	19	14		
•	T-10 S	10	34	17,5	22	17		
•	T-12 S	12	38	21,5	24	17		
•	T-14 S	14	40	22	27	19		
•	T-16 S	16	43	24,5	30	24	400	
•	T-20 S	20	48	26,5	36	27		
•	T-25 S	25	54	30	46	36		
•	T-30 S	30	62	35,5	50	41		
•	T-38 S	38	72	41	60	50	315	

Las referencias marcadas con ● están en stock

Cruz de Unión Igual - 4 Tubos



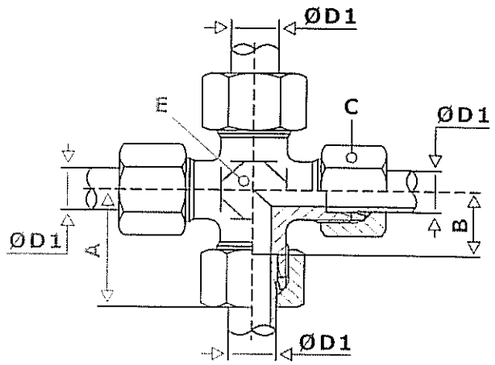

	REFERENCIA	Ø D1	A	B	C	E	PN	Serie
	K-4LL	4	21	11	10	9	100	LL
	K-5 LL	5	21	19,5	12	9		
	K-6 LL	6	21	19,5	12	9		
	K-8 LL	8	23	11,5	14	12		
•	K-6 L	6	27	12	14	12	315	L
•	K-8 L	8	29	14	17	12		
	K-10 L	10	30	15	19	14		
•	K-12 L	12	32	17	22	17		
	K-15 L	15	36	21	27	19		
•	K-18 L	18	40	23,5	32	24		
	K-22 L	22	44	27,5	36	27	160	
•	K-28 L	28	47	30,5	41	36		
	K-35 L	35	56	34,5	50	41		
	K-42 L	42	63	40	60	50		
	K-6 S	6	31	16	17	12	630	S
•	K-8 S	8	32	17	19	14		
•	K-10 S	10	34	17,5	22	17		
•	K-12 S	12	38	21,5	24	17		
•	K-14 S	14	40	22	27	19		
•	K-16 S	16	43	24,5	30	24	400	
•	K-20 S	20	48	26,5	36	27		
	K-25 S	25	54	30	46	36		
	K-30 S	30	62	35,5	50	41		
	K-38 S	38	72	41	60	50	315	

Las referencias marcadas con • están en stock

Tapón de cierre para racor

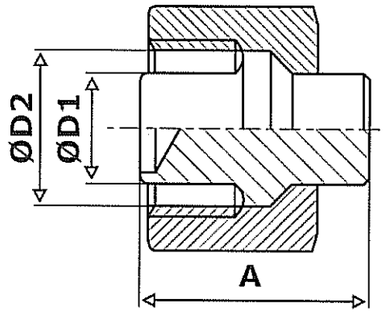

REFERENCIA	Ø D1	Ø D2	A	PN	Serie
TN 188 - 6L	6	10	19,5	315	L
TN 188 - 8L	8	12	19,5		
TN 188 - 10L	10	14	21		
TN 188 - 12L	12	16	22		
TN 188 - 15L	15	19	22		
TN 188 - 18L	18	22	24		
TN 188 - 22L	22	27	26	160	
TN 188 - 28L	28	33	26,5		
TN 188 - 35L	35	41	32		
TN 188 - 42L	42	48	32,5		
TN 188 - 6S	6	10	19,5	630	S
TN 188 - 8S	8	12	19,5		
TN 188 - 10S	10	14	21		
TN 188 - 12S	12	16	22		
TN 188 - 14S	14	18	23,5		
TN 188 - 16S	16	20	25,5	400	
TN 188 - 20S	20	25	30,5		
TN 188 - 25S	25	30	32,5		
TN 188 - 30S	30	36	35,5		
TN 188 - 38S	38	44	40	315	

Las referencias marcadas con • están en stock

Tapones para Tubo

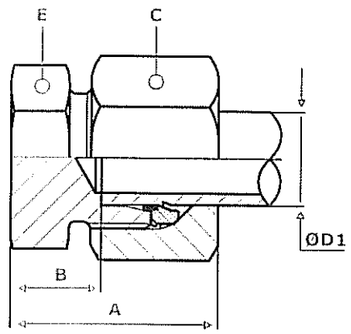

	REFERENCIA	Ø D1	A	B	C	E	PN	Serie
	TN 296 - 6L	6	22	17,5	14	12	315	L
	TN 296 - 8L	8	23	18,5	17	14		
•	TN 296 -10L	10	24	19,5	19	17		
	TN 296 -12L	12	25	10,5	22	19		
	TN 296 -15L	15	26	11,5	27	24		
	TN 296 -18L	18	28	11,5	32	27		
•	TN 296 -22L	22	30	13,5	36	32	160	
	TN 296 -28L	28	31	14,5	41	41		
	TN 296 -35L	35	36	14,5	50	46		
	TN 296 -42L	42	39	16,5	60	55		
	TN 296 - 6S	6	26	11,5	17	14	630	S
	TN 296 - 8S	8	28	13,5	19	17		
	TN 296 -10S	10	29	12,5	22	19		
	TN 296 -12S	12	31	14,5	24	22		
	TN 296 -14S	14	34	16,5	27	24		
	TN 296 -16S	16	34	15,5	30	27	400	
	TN 296 -20S	20	39	17,5	36	32		
	TN 296 -25S	25	44	20,5	46	41		
	TN 296 -30S	30	47	20,5	50	46		
	TN 296 -38S	38	54	23,5	60	55	315	

Diámetro de Roscas

BSP (GAS)

La rosca M. lleva un cono H. a 60º
La rosca H. lleva un cono M. a 60º

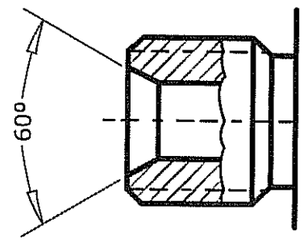

ROSCA	INTERIOR H.	EXTERIOR M.
1/8-28	8.60	9.72
1/4-19	11.50	13.20
3/8-19	14.90	16.70
1/2-14	18.60	21.00
5/8-14	20.60	22.90
3/4-14	24.10	26.40
1"-11	30.30	33.24
1"1/4-11	38.90	41.90
1"1/2-11	44.90	47.80
2"-11	56.70	59.60

BSPT

Rosca cónica

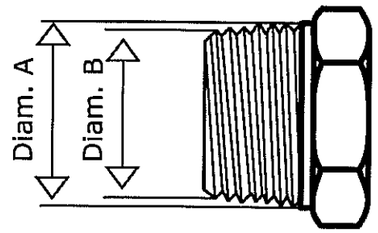

ROSCA	A	B
1/8-28	10.20	9.48
1/4-19	13.90	12.85
3/8-19	17.30	16.26
1/2-14	21.90	20.55
3/4-14	27.30	25.84
1"-11	34.40	32.65
1"1/4-11	42.90	41.11
1"1/2-11	48.80	47.08
2"-11	60.94	58.62

NPTF

Rosca cónica

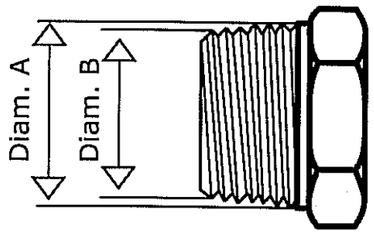

ROSCA	A	B
1/8-27	10.59	9.98
1/4-18	14.12	13.18
3/8-18	17.55	16.71
1/2-14	21.84	21.08
3/4-14	27.17	26.13
1"-11.5	33.96	32.74
1"1/4-11.5	42.72	41.47
1"1/2-11.5	48.81	47.65
2"11.5	60.88	59.56

JIC / SAE / ORFS

J.I.C. cierre a 37º
SAE cierre a 45º
ORFS cierre junta plana

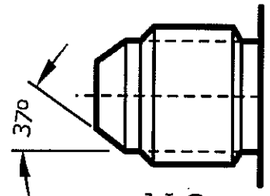

J.I.C.

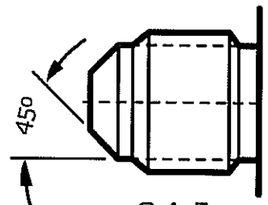

S.A.E.

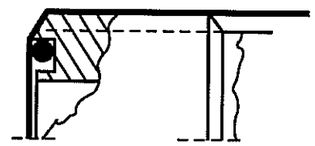

O.R.F.S.

ROSCA		INTERIOR H.	EXTERIOR M.
3/8-24	JIC/SAE	8.60	9.50
7/16-20	JIC/SAE	10.00	11.07
1/2-20	JIC/SAE	11.60	12.70
9/16-18	JIC/ORFS	13.00	14.25
5/8-18	SAE	14.70	15.85
11/16-16	ORFS	15.40	17.40
3/4-16	JIC/SAE	17.60	19.00
13/16-16	ORFS	18.60	20.05
7/8-14	JIC/SAE	20.50	22.17
1"-14	ORFS	23.10	25.30
1"1/16-12	JIC	25.00	26.95
1"1/16-14	SAE	25.30	26.95
1"3/16-12	ORFS	27.50	30.10
1"5/16-12	JIC	31.30	33.30
1"5/16-14	SAE	31.60	33.30
1"7/16-12	ORFS	33.80	36.40
1"5/8-12	JIC	39.20	41.22
1"5/8-14	SAE	39.50	41.22
1"11/16-12	ORFS	40.20	42.80
1"7/8-12	JIC	45.60	47.57
1"7/8-14	SAE	45.90	47.57
2"-12	ORFS	48.10	50.70
2"1/2-12	JIC/SAE	61.50	63.45

MÉTRICO

Rosca métrica cono 24º

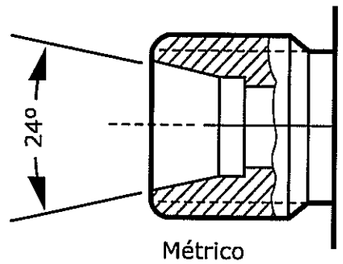

Métrico

ROSCA	INTERIOR H.	EXTERIOR M.	RADIO TUBO
12-150	10.05	12	6L
14-150	14-05	14	6S/8L
16-150	14.05	16	8S/10L
18-150	16.05	18	10S/12L
20-150	18.05	20	12S
22-150	20.05	22	14S/15L
24-150	22.05	24	16S
26-150	24.05	26	18L
30-200	27.40	30	20S/22L
36-200	33.40	36	25S/28/L
42.200	39.40	42	30S
45-200	42.40	45	45L
52-200	49.40	52	38S/42L

BRIDA

Brida
Serie - 3000 PSI

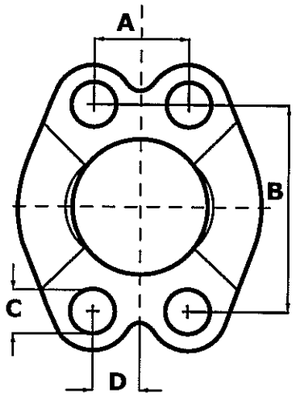

PULGADAS	A	B	C	D
1/2	17.40	38.10	M8	8.70
3/4	22.20	47.60	M10	11.10
1"	26.20	52.40	M10	13.10
1"1/4	30.20	58.70	M10	15.10
1"1/2	35.80	69.90	M12	17.90
2"	42.80	77.80	M12	21.40
2"1/2	50.80	88.90	M12	25.40
3"	62.00	106.40	M16	53.20

Brida
Serie - 6000 PSI

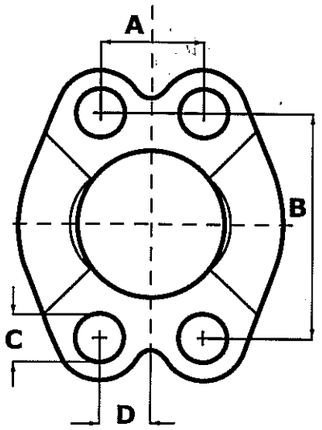

PULGADAS	A	B	C	D
1/2	18.20	40.50	M8	9.10
3/4	23.80	50.80	M10	11.90
1"	27.80	57.20	M12	13.90
1"1/4	31.80	66.70	M14	15.90
1"1/2	36.60	79.40	M16	18.20
2"	44.40	96.80	M20	22.20

Las juntas tóricas se suministran con compuesto de Nitrilo (NBR) 90º shore para resistir una temperatura mínima de -30ºC y máxima de +105ºC.

A petición: Compuesto de vitón (FPM), cuya horquilla térmica abarca desde los -25ºC hasta los +200ºC.

También a petición: Compuesto de etileno-propileno (EPDM), que abarca desde los -55ºC hasta los +150ºC.

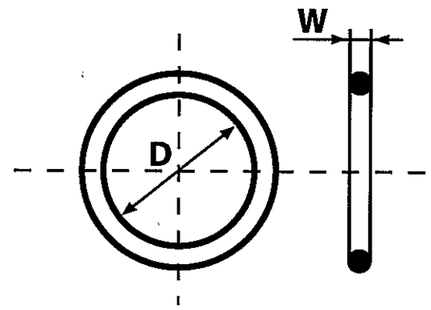

Juntas tóricas para terminales de manguera SAE

Referencia	D (mm.)	W (mm.)	Tamaño rosca SAE
711509-1	8.92	1.83	7/16-20 (-4)
711509-2	10.52	1.83	1/2-20 (-5)
711509-3	11.89	1.98	9/16-18 (-6)
711509-4	16.36	2.21	3/4-16 (-8)
711509-5	19.18	2.45	7/8-14 (-10)
711509-6	23.47	2.95	1.1/16-12 (-12)
711509-7	29.74	2.95	1.5/16-12 (-16)
711509-8	37.47	3.00	1.5/8-12 (-20)

Junta tórica para macho ORFS

Referencia	D (mm.)	W (mm.)	Módulo	Rosca ORFS
2-011N552-90	7.65	1.78	-4	9/16-18
2-012N552-90	9.25	1.78	-6	11/16-16
2-014N552-90	12.42	1.78	-8	13/16-16
2-016N552-90	15.60	1.78	-10	1-14
2-018N552-90	18.77	1.78	-12	1-3/16-12
2-021N552-90	23.52	1.78	-16	1-7/16-12
2-025N552-90	29.87	1.78	-20	1-11/16-12

Juntas tóricas para terminales de manguera hembras giratorias DIN

Referencia	D (mm)	W (mm)	DIN 20 078 N Serie Ligera	DIN 20 078 P Serie Pesada
CARG-6	4.50	1.50	M12x1.5	
CARG-8	6.50	1.50	M14x1.5	
CARG-10	8.00	1.50	M16x1.5	
CARG-12	10.00	1.50	M18x1.5	
CARG-15	12.00	2.00	M22x1.5	
CARG-18	15.00	2.00	M26x1.5	
CARG-22	20.00	2.00	M30x2	
CARG-28	26.00	2.00	M36x2	
CARG-35	32.00	2.50	M45x2	
CARG-42	37.70	2.60	M52x2	
C9RG-8	6.50	1.50		M16x1.5
C9RG-10	8.00	1.50		M18x1.5
C9RG-12	10.00	1.50		M20x1.5
C9RG-14	11.00	2.00		M22x1.5
C9RG-16	13.00	2.00		M24x1.5
C9RG-20	16.30	2.40		M30x2
C9RG-25	20.30	2.40		M36x2
C9RG-30	25.30	2.40		M42x2
C9RG-38	33.00	2.50		M52x2

Juntas tóricas para bridas SAE

Referencia	D (mm)	W (mm)	Brida pulg (módulo)
2-210N552-90	18.64	3.53	1/2 (-8)
2-214N552-90	24.99	3.53	3/4 (-12)
2-219N552-90	32.92	3.53	1 (-16)
2-222N552-90	37.69	3.53	1.1/4 (-20)
2-225N552-90	47.22	3.53	1.1/2 (-24)
2-228N552-90	56.74	3.53	2 (-32)

Anillos "D" para bridas estilo Caterpillar®

Referencia	Brida	Terminal	D (mm)	W (mm)
XARG-12	3/4	-12	25.4	5.0
XARG-16	1	-16	31.9	5.0
XARG-20	1.1/4	-20	38.2	5.0
XARG-24	1.1/2	-24	44.7	5.0

Unidades, Tablas de conversión y Fórmulas

PRESIÓN

De	A	Multiplicar por	Ejemplo
MPa (Megapascal)	bar	10	10 MPa x 10 = 100 bar
MPa	kp/cm^2	10.197	10 MPa x 10.197 = 101.97 kp/cm^2
MPa	PSI	145.0	10 MPa x 145.0 = 1450 PSI
bar (Bar)	kp/cm^2	1.020	10 bar x 1.020 = 10.2 kp/cm^2
bar	MPa	0.1	10 bar x 0.1 = 1.0 MPa
bar	PSI	14.504	10 bar x 14.504 = 145 PSI
kp/cm^2 (Kilopondio/cm^2)	bar	0.981	10 kp/cm^2 x 0.981 = 9.81 bar
kp/cm^2	MPa	0.0981	10 kp/cm^2 x 0.0981 = 0.981 MPa
kp/cm^2	PSI	14.223	10 kp/cm^2 x 14.223 = 142.2 PSI
PSI (Libra/Pulgada^2)	bar	0.0689	100 PSI x 0.0689 = 6.89 bar
PSI	kp/cm^2	0.0703	100 PSI x 0.0703 = 7.03 kp/cm^2
PSI	MPa	0.00689	100 PSI x 0.00689 = 0.689 MPa
atm (Atmósfera)	bar	1.01325	1.1 atm x 1.01325 = 1.115 bar
atm	kp/cm^2	1.0332	1.1 atm x 1.0322 = 1.137 kp/cm^2
atm	PSI	14.696	1.1 atm x 14.695 = 16.166 PSI
atm	MPa	0.10132	1.1 atm x 0.10132 = 0.111 MPa

CAUDAL

De	A	Multiplicar por	Ejemplo
l/s (Litro/segundo)	l/min	60	10 l/s x 60 = 600 l/min
l/s	CFM	2.119	10 l/s x 2.119 x 21.2 CFM
l/min (Litro/minuto)	l/s	0.0167	100 l/min x 0.0167 = 1.7 l/s
l/min	CFM	0.0353	100 l/min x 0.0353 = 3.5 CFM
CFM (Pie^3/minuto)	l/min	28.32	100 CFM x 28.32 = 2832 l/min
CFM	l/s	0.472	100 CFM x 0.472 = 47.2 l/s
m /h (metro^3/hora)	l/min	16.667	10 m^3/h x 16.667 = 166.7 l/min

VOLUMEN

De	A	Multiplicar por	Ejemplo
m^3	Litro	1000	10m^3 x 1000 = 10000 Litros
m^3	ft^3	35.3	10m^3 x 35.3 = 353 ft^3
Litro	m^3	0.001	100 Litros x 0.001= 0.1 m^3
Litro	ft^3	0.0353	100 Litros x 0.0353 = 3.53 ft
Litro	Galón (US)	0.264	100 Litros x 0.264 = 26.4 Galón (US)
Litro	Galón (Imperial)	0.220	100 Litros x 0.220 = 22.0 Galón (Imperial)
ft^3 (Pie)	m^3	0.0283	10 ft^3 x 0.0283 = 0.283 m^3
ft^3	Litro	28.32	10 ft^3 x28.32 = 283.2 Litros
Galón (US)	Litro	3.785	10 Galón (US) x 3.785 = 37.85 Litros
Galón (Imperial)	Litro	4.546	10 Galón (Imperial) x 4.546 = 45.46 Litros
in^3 (Pulgada^3)	cm^3	16.387	10 in^3 x 16.387 = 163.87 cm^3
cm^3	in^3	0.0610	10 cm^3 x 0.0610 = 0.610 in^3

LONGITUD

De	A	Multiplicar por	Ejemplo
m (Metro)	feet (ft)	3.28083	10 m x 3.28083 = 32.8083 feet
Ft (Pies)	m	0.3048	10 ft x 0.3048 = 3.048 m
mm (Milímetro)	Pulgada (inch)	0.0393	10 mm x 0.0393 = 0.393 Pulgadas
Pulgada	mm	25.4	10 inch x 25.4 = 254 mm

FUERZA

De	A	Multiplicar por	Ejemplo
N (Newton)	kp	0.1020	10 N x 0.1020 = 1.02 kp
N	Lbf	0.2248	10 N x 0.2248 = 2.25 Lbf
kp (Kilopondio)	N	9.806	10 kp x 9.806 = 98.06 N
kp	Lbf	2.205	10 kp x 2.205 = 22.05 Lbf
Lbf (Libra de fuerza)	kp	0.454	10 Lbf x 0.454 = 4.54 kp
Lbf	N	4.448	10 Lbf x 4.448 = 44.48 N

MASA

De	A	Multiplicar por	Ejemplo
kg (Kilogramo)	Lb	2.205	10 kg x 2.205 = 22.05 Lb
Lb (Libra)	kg	0.454	10 Lb x 0.454 = 4.54 kg

TORSIÓN

De	A	Multiplicar por	Ejemplo
Nm (Newton Metro)	kpm	0.1020	10 Nm x 0.1020 = 1.02
Nm	Lbfft	0.7376	10 Nm x 0.7376 = 7.38 Lbfft
kpm (Kilopondio Metro)	Nm	9.81	10 kpm x 9.81 = 98.1 Nm
kpm	Lbfft	7.233	10 kpm x 7.233 = 72.33 Lbfft
Lbfft (Libra de fuerza Pie)	Nm	1.356	10 Lbfft x 1.356 = 13.56 Nm
Lbfft	kpm	0.1383	10 Lbfft x 0.1383 = 1.38 kpm